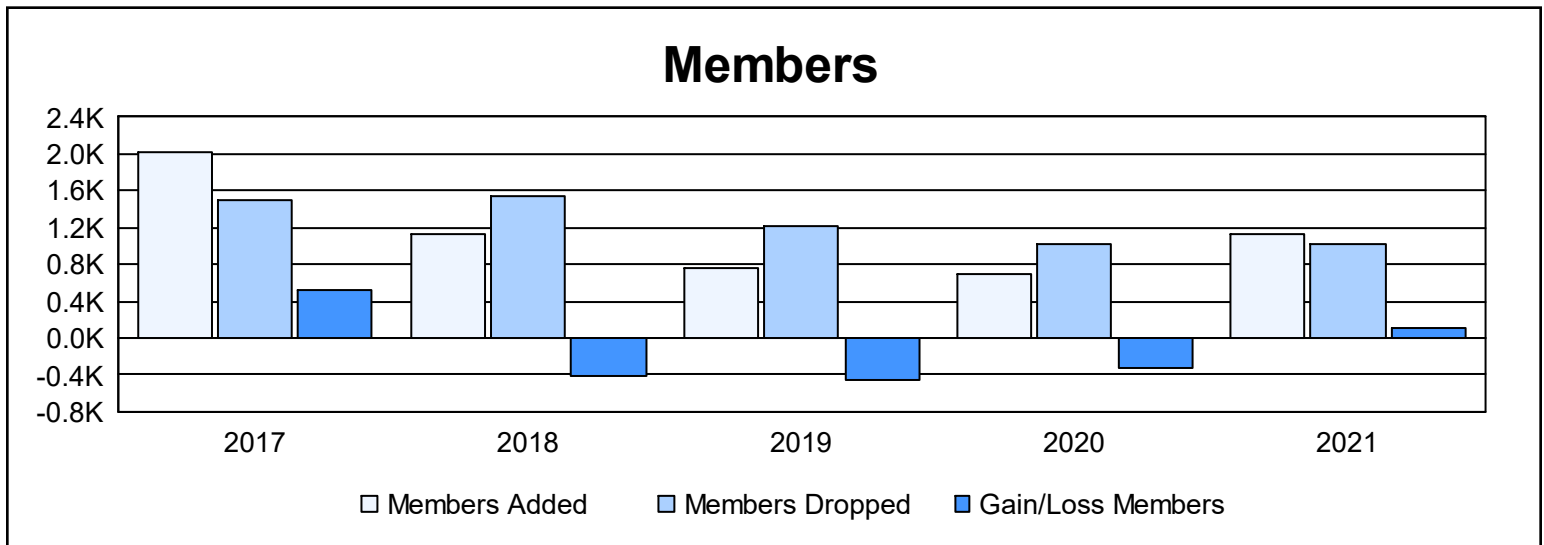
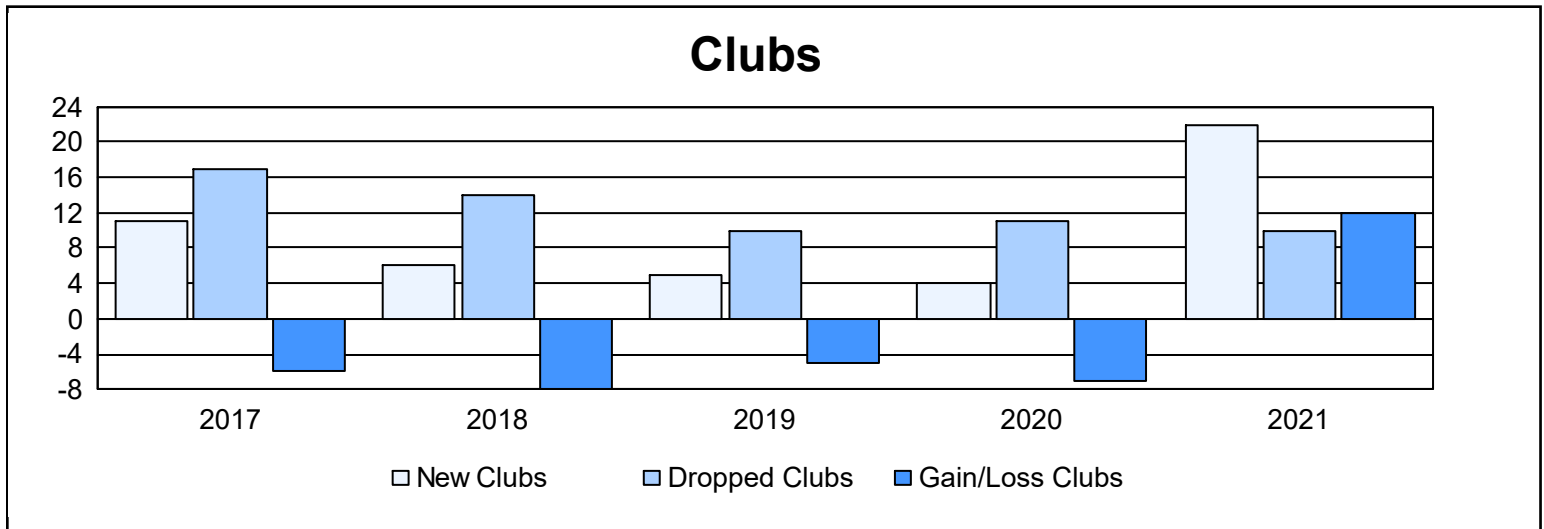
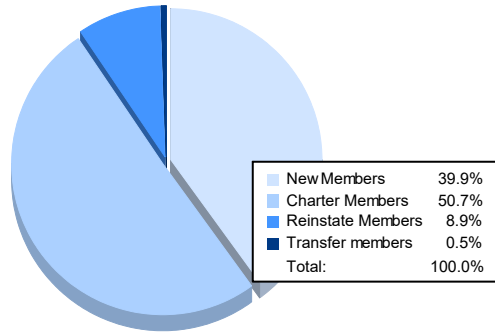


| Year           | New Clubs | Dropped Clubs | Gain/ Loss Clubs | New Members | Charter Members | Reinstate Members | Transfer Members | Total Member Added | Total Members Dropped | Gain/ Loss Members |
|----------------|-----------|---------------|------------------|-------------|-----------------|-------------------|------------------|--------------------|-----------------------|--------------------|
| 2016-2017      | 11        | 17            | -6               | 1,308       | 419             | 257               | 34               | 2,018              | 1,507                 | 511                |
| 2017-2018      | 6         | 14            | -8               | 789         | 198             | 120               | 22               | 1,129              | 1,536                 | -407               |
| 2018-2019      | 5         | 10            | -5               | 416         | 151             | 181               | 14               | 762                | 1,223                 | -461               |
| 2019-2020      | 4         | 11            | -7               | 348         | 141             | 165               | 30               | 684                | 1,010                 | -326               |
| 2020-2021      | 22        | 10            | 12               | 450         | 571             | 100               | 6                | 1,127              | 1,013                 | 114                |
| <b>Average</b> | <b>10</b> | <b>12</b>     | <b>-3</b>        | <b>662</b>  | <b>296</b>      | <b>165</b>        | <b>21</b>        | <b>1,144</b>       | <b>1,258</b>          | <b>-114</b>        |



### Membership Composition June 2021 Cumulative



### Gender Composition June 2021 Cumulative

